


(1)(a) STATEMENT SHOWING SHAREHOLDING PATTERN IN CLAUSE-35

NAME OF THE COMPANY: SURANA TELECOM AND POWER LIMITED		Name of the Scrip:	
SCRIP CODE:	517530		
Class of Security:			
QUARTER ENDED:	31/03/2014		
Partly paid-up shares	No. of partly paid-up shares	As a % of total no. of partly paid-up shares	As a % of total no. of shares of the Company.
Held by promoter/promoter group	0	0	0
Held by Public	0	0	0
Total:	0	0	0
			As a % of total no. of shares of the Company assuming full conversion of the convertible securities
Outstanding convertible securities:	No. of outstanding securities	As a % of total no. of outstanding convertible securities.	
Held by promoter/promoter group	0	0	0
Held by Public	0	0	0
Total:	0	0	0
Warrants:	No. of warrants	As a % of total no. of warrants	As a % of total no. of shares of the Company, assuming full conversion of warrants
Held by promoter/promoter group	0	0	0
Held by Public	0	0	0
Total:	0	0	0
Total paid-up capital of the Company, assuming full conversion of warrants and convertible securities		20804400	100.00

FOR SURANA TELECOM AND POWER LIMITED

Director



CATEGORY CODE	CATEGORY OF SHAREHOLDER	NO OF SHAREHOLDERS	TOTAL NUMBER OF SHARES	NO OF SHARES HELD IN DEMATERIALIZED FORM	TOTAL SHAREHOLDING AS A % OF TOTAL NO OF SHARES		SHARES PLEDGE OR OTHERWISE ENCUMBERED	
					AS a PERCENTAGE of (A+B) (VI)	AS a PERCENTAGE of (A+B+C) (VII)		
(I)	(II) PROMOTER AND PROMOTER GROUP	(III)	(IV)	(V)	(VI)	(VII)	(VIII) NUMBER OF SHARES	(IX) AS a PERCENTAGE = (VIII)/(IV) * 100
(A)	INDIAN							
(1)	INDIVIDUAL /HUF							
(a)	Central Government/State Government(s)	18	12172366	12172366	58.51	58.51	0	0.00
(b)	Bodies Corporate	0	0	0	0.00	0.00	0	0.00
(c)	Financial Institutions / Banks	4	2650991	2650991	12.74	12.74	0	0.00
(d)	Others	0	0	0	0.00	0.00	0	0.00
	Sub-Total A(1) :	22	14823357	14823357	71.25	71.25	0	0.00
(2)	FOREIGN							
(a)	Individuals (NRIs/Foreign Individuals)	0	0	0	0.00	0.00	0	0.00
(b)	Bodies Corporate	0	0	0	0.00	0.00	0	0.00
(c)	Institutions	0	0	0	0.00	0.00	0	0.00
(d)	Qualified Foreign Investor	0	0	0	0.00	0.00	0	0.00
(e)	Others	0	0	0	0.00	0.00	0	0.00
	Sub-Total A(2) :	0	0	0	0.00	0.00	0	0.00
	Total A=A(1)+A(2)	22	14823357	14823357	71.25	71.25	0	0.00
(B)	PUBLIC SHAREHOLDING							
(1)	INSTITUTIONS							
(a)	Mutual Funds /UTI	5	14200	8400	0.07	0.07	0.00	0.00
(b)	Financial Institutions /Banks	2	4200	0	0.02	0.02	0.00	0.00
(c)	Central Government / State Government(s)	0	0	0	0.00	0.00	0.00	0.00
(d)	Venture Capital Funds	0	0	0	0.00	0.00	0.00	0.00
(e)	Insurance Companies	0	0	0	0.00	0.00	0.00	0.00
(f)	Foreign Institutional Investors	2	112800	110000	0.54	0.54	0.00	0.00
(g)	Foreign Venture Capital Investors	0	0	0	0.00	0.00	0.00	0.00
(h)	Qualified Foreign Investor	0	0	0	0.00	0.00	0.00	0.00
(i)	Others	0	0	0	0.00	0.00	0.00	0.00
	Sub-Total B(1) :	9	131200	118400	0.63	0.63	0.00	0.00

FOR SURANA TELECOM AND POWER LIMITED

Director

CATEGORY CODE	CATEGORY OF SHAREHOLDER	NO OF SHAREHOLDERS	TOTAL NUMBER OF SHARES	NO OF SHARES HELD IN DEMATERIALIZED FORM	TOTAL SHAREHOLDING AS A % OF TOTAL NO OF SHARES		SHARES PLEDGE OR OTHERWISE ENCUMBERED	AS a PERCENTAGE OF (IX)=(VIII)/(IV)*100
					AS a PERCENTAGE OF (A+B)	AS a PERCENTAGE OF (A+B+C)		
(I)	(II)	(III)	(IV)	(V)	(VI)	(VII)	(VIII)	(IX)
(2)	NON-INSTITUTIONS							
(a)	Bodies Corporate	202	409568	377865	1.97	1.97	0.00	0.00
(b)	Individuals							
	(i) Individuals holding nominal share capital upto Rs.1 lakh	8416	3804682	2859553	18.29	18.29	0.00	0.00
	(ii) Individuals holding nominal share capital in excess of Rs.1 lakh	16	1377556	1377556	6.62	6.62	0.00	0.00
(c)	Others							
	NON RESIDENT INDIANS	59	131238	128738	0.63	0.63	0.00	0.00
	OVERSEAS CORPORATE BODIES	2	58500	0	0.28	0.28	0.00	0.00
	CLEARING MEMBERS	13	62481	62481	0.30	0.30	0.00	0.00
	TRUSTS	1	5818	5818	0.03	0.03	0.00	0.00
(d)	Qualified Foreign Investor	0	0	0	0.00	0.00	0.00	0.00
	Sub-Total B(2) :	8709	5849843	4812011	28.12	28.12	0.00	0.00
	Total B=B(1)+B(2) :	8718	5981043	4930411	28.75	28.75	0.00	0.00
	Total (A+B) :	8740	20804400	19753768	100.00	100.00	0.00	0.00
(C)	Shares held by custodians, against which Depository Receipts have been issued							
(1)	Promoter and Promoter Group							
(2)	Public	0	0	0	0.00	0.00	0	0.00
	GRAND TOTAL (A+B+C) :	8740	20804400	19753768	100.00	0.00	0	0.00

For SURANA TELECOM AND POWER LIMITED


Director

(i)(b)	Statement showing holding of securities (including shares, warrants, convertible securities) of persons belonging to the category "Promoter and Promoter Group"	Details of Shares held			Encumbered shares (*)		Details of Warrants			Details of convertible securities			Total Shares (including underlying shares assuming full conversion of warrants and
		Sr.No	Name of the Shareholder	No. of Shares held (iii)	As a % of grand total (A)+(B)+(C) (iv)	Pledge Shares (v)	AS a percentage (vi)=(v)/(iii)*100	AS a % of grand total (A) + (B) + (C) of sub-clause (i)(a) (vii)	Number of warrants held (viii)	As a % total number of warrants of the same class (ix)	Number of convertible securities held (x)	As a % total number of convertible securities of the same class (xi)	
1	ADVAIT SURANA	524305	2.52	0	0.00	0.00	0	0.00	0	0.00	0	0.00	2.52
2	BHAGYANAGAR INDIA LIMITED	339318	1.63	0	0.00	0.00	0	0.00	0	0.00	0	0.00	1.63
3	BHAGYANAGAR INDIA LTD	1532144	7.36	0	0.00	0.00	0	0.00	0	0.00	0	0.00	7.36
4	CHAND KANWAR	437398	2.10	0	0.00	0.00	0	0.00	0	0.00	0	0.00	2.10
5	DEVENDRA SURANA	2780178	13.36	0	0.00	0.00	0	0.00	0	0.00	0	0.00	13.36
6	DEVENDRA SURANA	175000	0.84	0	0.00	0.00	0	0.00	0	0.00	0	0.00	0.84
7	DEVENDRA SURANA	25514	0.12	0	0.00	0.00	0	0.00	0	0.00	0	0.00	0.12
8	GM SURANA	823038	3.96	0	0.00	0.00	0	0.00	0	0.00	0	0.00	3.96
9	MANGILAL SURANA	61072	0.29	0	0.00	0.00	0	0.00	0	0.00	0	0.00	0.29
10	MANISH SURANA	802013	3.86	0	0.00	0.00	0	0.00	0	0.00	0	0.00	3.86
11	MITALI SURANA	244500	1.18	0	0.00	0.00	0	0.00	0	0.00	0	0.00	1.18
12	NAMRATA SURANA	856408	4.12	0	0.00	0.00	0	0.00	0	0.00	0	0.00	4.12
13	NARENDER SURANA	2073776	9.97	0	0.00	0.00	0	0.00	0	0.00	0	0.00	9.97
14	NARENDER SURANA	1034905	4.97	0	0.00	0.00	0	0.00	0	0.00	0	0.00	4.97
15	NARENDER SURANA	521879	2.51	0	0.00	0.00	0	0.00	0	0.00	0	0.00	2.51
16	RAHUL SURANA	305000	1.47	0	0.00	0.00	0	0.00	0	0.00	0	0.00	1.47
17	SHRESHA SURANA	264545	1.27	0	0.00	0.00	0	0.00	0	0.00	0	0.00	1.27
18	SRESHA SURANA	250000	1.20	0	0.00	0.00	0	0.00	0	0.00	0	0.00	1.20
19	SUNITA SURANA	644035	3.10	0	0.00	0.00	0	0.00	0	0.00	0	0.00	3.10
20	SURANA INFOCOM PRIVATE LIM	721584	3.47	0	0.00	0.00	0	0.00	0	0.00	0	0.00	3.47
21	SURANA INFOCOM PRIVATE LIM	57945	0.28	0	0.00	0.00	0	0.00	0	0.00	0	0.00	0.28
22	VINITA SURANA	490486	2.36	0	0.00	0.00	0	0.00	0	0.00	0	0.00	2.36
	TOTAL :	14965043	71.93	0	0.00	0.00	0	0.00	0	0.00	0	0.00	71.93

FOR SURANA TELECOM AND POWER LIMITED

Director



(1)(c)(i)	Statement showing holding of securities (including shares, warrants, convertible securities) of persons belonging to the category "Public" and holding more than 1% of the total number of shares	Shares as a percentage of total number of shares {i.e., Grant total (A)+(B)+(C) indicated in Statement at para (1)(a) above}	Details of warrants		Details of convertible securities		Total shares (including underlying shares assuming full conversion of warrants and convertible securities) as a % of diluted share capital)
Sr.No.	Name of the shareholder	Number of shares held	Number of warrants held	As a % total number of warrants of the same class	Number of convertible securities held	% w.r.t total number of convertible securities of the same class	
1	ANIL KUMAR JAIN	288145	0	0.00	0	0.00	1.39
2	ANIL KUMAR JAIN	211342	0	0.00	0	0.00	1.02
	TOTAL :	499487	0	0.00	0	0.00	2.40

For SURANA TELECOM AND POWER LIMITED

Director




(i)/(c)/(ii)	Statement showing holding of securities (including shares, warrants, convertible securities) of persons (together with PAC) belonging to the category "Public" and holding more than 5% of the total number of shares of the company						
Sr.No.	Name(s) of the shareholder(s) and the Persons Acting in Concert (PAC) with them	Number of shares held	Shares as a percentage of total number of shares (i.e., Grant total (A)+(B)+(C) indicated in	Details of warrants	Details of convertible securities	Total shares (including underlying shares assuming full conversion of warrants and convertible securities) as a % of diluted share capital)	
				Number of warrants held	Number of convertible securities held	As a % total number of warrants of the same class	% w.r.t total number of convertible securities of the same class
		0	0	0	0	0	0
	TOTAL :	0	0	0	0	0	0

FOR SURANA TELECOM AND POWER LIMITED


Director


STATEMENT SHOWING DETAILS OF LOCKED-IN SHARES"			
(I)(a)			
Sr. No.	Name of the shareholder	Number of locked-in shares	Locked-in shares as a (%) percentage of total number of shares {i.e, Grand Total (A)+(B)+(C) Indicated in Statement at para (I)(a) above}
			Promoter/Promoter Group/Public
	TOTAL :	0	0

FOR SURANA TELECOM AND POWER LIMITED


Director

STATEMENT SHOWING DETAILS OF DEPOSITORY RECEIPTS (DRS)			
(ii)(a)			
Sr.No.	Type of outstanding DR (ADRs,GDRs,SDRs,etc.)	Number of outstanding DRS	Number of shares underlying outstanding DRS
			Shares underlying outstanding DRS as a percentage of total number of shares {i.e., Grand Total (A)+(B)+(C) indicated in Statement at Para(i)(a) above}
	TOTAL :	0	0

FOR SURANA TELECOM AND POWER LIMITED



Director

(II)(b)	Statement showing Holding of Depository Receipts (DRs), where underlying shares held by "Promoter/Promoter group" are in excess of 1% of the total number shares.	number shares.		
Sr.No.	Name of the DR Holder	Type of outstanding DR (ADRs, GDRs, SDRs, etc.)	Number of shares underlying outstanding DRs	Shares underlying outstanding DRs as a percentage of total number of shares {i.e., Grand Total (A)+(B)+(C) indicated in Statement at para(I)(a) above}
	TOTAL :		0	0

FOR SURANA TELECOM AND POWER LIMITED

Director

